

proline

decorative concrete systems

V.3

THE PROFESSIONALS CHOICE // PRODUCT CATALOG



ORIGINATOR + INNOVATOR
= INDUSTRY LEADER.

www.prolinestamps.com



PROUD TO BE THE PROFESSIONALS CHOICE

Designing and producing unique, high quality stamping tools for concrete professionals around the world, Proline Concrete Tools continues to lead the industry. For over 20 years our texturing mats and seamless skins have consistently rendered the most natural and life-like results possible. We introduced the Roman Slate and Old Granite textures that have become today's industry standards. From homes to luxury hotels, owners and architects insist on Proline for beautiful results. For jobs big and small, contractors insist on Proline products because of their lightness and durability.

Proline products produce life-like stone and textures because they begin with the real thing. All mats and skins are created from actual stone, so architects can be confident that what they specified will be the result. And with over 150 stamps that can be used for both overlay and fresh pour, sizes up to 48" x 96", all skins with handles included at no extra cost, product-color coding, complete hand tools, touch-up skins and our 12 and 16 inch shock absorbing Proline Tamper, contractors save money and produce higher quality results every time.

All skins and mats are made of the highest-grade urethane in a unique process that results in highly durable stamping tools that are the lightest available. Unlike other manufacturers, our stamps are carefully hand-built by true artisans who take great pride in producing precision products. Manufactured to ideal stiffness specifications, all our products give consistent excellent results throughout their lifetime.

As you go through this catalog you'll find out why more architects and contractors insist on Proline products every day. Then ask them. They'll tell you that there are simply no better tools anywhere.

We appreciate your business and to earn it we're committed to providing the highest quality products, the most innovative tools and the best support in the industry.

The goal is a very satisfied customer - Proline has the tools to do the job reliably, consistently and beautifully.

WORKING WITH PROLINE

We at Proline are proud to serve the decorative concrete industry with superior tools and innovative products. Every item we manufacture is designed and built to rigid standards to ensure not only accurate, predictable and beautiful results but that the tools themselves are as durable and long-lasting as possible. Our quality control is second to none and makes sure our tools are made to our exact specifications.

THE BEST WARRANTY IN THE INDUSTRY

All our products carry a lifetime guarantee against defects in workmanship. If any of our products fail in normal use and, in our opinion, exhibit manufacturing defects causing the failure, we will replace the product at no cost to the contractor. This warranty precludes normal wear and tear as well as failure from abuse, improper use or inappropriate application. Proline guarantees stamp alignment tolerance, only when tools are purchased in complete sets.

WHERE TO FIND A PROLINE DISTRIBUTOR

Proline products are sold only through our worldwide network of distributors. If your local distributor doesn't carry Proline products, call us. For help in finding a distributor near you, call us at 800-795-4750!

BECOMING A PROLINE DISTRIBUTOR

If you're a distributor of decorative concrete products and don't carry Proline, you should. As a manufacturer, we enjoy the highest brand loyalty in the industry. Our distributors enjoy that same loyalty with the additional pay-off reflected in other product sales. We work very closely to make sure you have everything needed to support your customers, the contractors. Interested? Then give us a call right away at 1-800-795-4750.

WE'D LOVE TO HEAR FROM YOU

Our products are made for the decorative concrete professional. We continue to innovate with new designs and products, but we can't do it alone. If you have an idea for a tool or improvement that would make your work easier, faster, or produce something new and exciting, let us know.

Proline Decorative Concrete Systems // 2560 Jason Court // Oceanside, CA 92056
 TEL: 800-795-4750 // FAX: 760-758-2561

WWW.PROLINESTAMPS.COM

LEAD THE WAY WITH PROLINE



TABLE OF CONTENTS

- SEAMLESS TEXTURING SKINS.....6
- SEAMLESS DESIGNS.....10
- CORNERS AND BORDERS.....12
 - ASHLAR.....14
 - COBBLE STONE.....16
 - TRAVERTINE.....17
 - EUROPEAN FAN.....17
- EUROPEAN COBBLE SERIES.....18
- KEYSTONE BLOCK SERIES.....19
- RANDOM STONE.....20
- SANTA FE STONE.....22
 - SLATE.....23
 - SQUARE TILE.....24
- BRICK AND BAND TOOLS.....28
 - BOARDWALK.....29
 - MEDALLIONS.....30
- SCULPTED ACCENTS.....32
- COLOR AND STAIN.....36
 - HAND TOOLS.....40
 - CUSTOM STAMPS.....41
 - EDGELINERS.....42
- POINT OF PURCHASE.....47
- CONTACT INFO.....48



SEAMLESS TEXTURING SKINS

SUPERIOR MATERIALS, EXCELLENT RESULTS

ORIGINATOR + INNOVATOR
INDUSTRY LEADER

As a discerning property owner or discriminating architect you'll appreciate the industry's most natural life-like results from our Seamless Texture Skins. To faithfully reproduce these natural details, all of our mats and skins are mastered from real stone. Because of this and our pioneering innovations, such as feathered edges and extra-long skins for texturing walled edges, you can be sure every detail of the job will look like the real thing.

As an application contractor you'll appreciate how light and easy our mats and skins are to use. Plus, our skins are manufactured with tear-proof handles included and are formulated with the perfect mix of stiffness and durability. With skin sizes up to 25 square feet and extra long wall perimeter texture tools, you'll be more productive making the job go faster and easier. We even make touch-up skins for every single pattern stamp we manufacture.

New

2' X 4' SEAMLESS SKINS

Based on customer needs for increased productivity, we've introduced the 2' x 4' mat stamp available in any of Proline's seamless textures.

Proline's new 2' x 4' Seamless Skins allows for more productive stamping along bands, walls and over Border Art (shown on page 14). They are available in any of our Seamless Textures, and they also come with handles.



2' x 4'
w/ Handles



5' X 5'
w/ Handles



4' X 4'
w/ Handles





3' X 3'
w/ Handles




20" X 20" TOUCH UP
without Handles

Large skins have four handles, and are approximately 60" x 60".
Medium Skins have four handles and are approximately 48" x 48".
Small Skins have two handles, and are approximately 36" x 36".
Touch-up skins (also available in Super Flex) do not have handles, and are approximately 20" x 20"



SEAMLESS OLD GRANITE CLEFT STONE
// 5OG, 4OG, 3OG, 24OG, 2OG, 2OGF



SEAMLESS ROMAN SLATE
// 5RS, 4RS, 3RS, 24RS, 2RS, 2RSF



SEAMLESS ITALIAN SLATE
// 5IS, 4IS, 3IS, 24IS, 2IS, 2ISF



SEAMLESS BELGIUM SLATE
// 5BE, 4BE, 3BE, 24BE, 2BE, 2BEF



SEAMLESS BLUE STONE
// 5BL, 4BL, 3BL, 24BL, 2BL, 2BLF



SEAMLESS TRAVERTINE
// 5TR, 4TR, 3TR, 24TR, 2TR, 2TRF



SEAMLESS SANDSTONE COARSE
// 5CSS, 4CSS, 3CSS, 24CSS, 2CSS, 2CSSF



SEAMLESS SANDSTONE LIGHT
// 5SL, 4SL, 3SL, 24SL, 2SL, 2SLF



SEAMLESS COQUINA STONE
// 5CQ, 4CQ, 3CQ, 24CQ, 2CQ, 2CQF



SEAMLESS COQUINA STONE
// 5CQS, 4CQS, 3CQS, 24CQS, 2CQS, 2CQSF



SEAMLESS FLAMED GRANITE
// 5FG, 4FG, 3FG, 24FG, 2FG, 2FGF




SEAMLESS QUARTZITE
// 5QT, 4QT, 3QT, 24QT, 2QT, 2QTF



New

New



SEAMLESS YOSEMITE STONE
// 5YS, 4YS, 3YS, 24YS, 2YS, 2YSF



SEAMLESS TRAVERTINE COARSE
// 5TRC, 2TRC, 2TRCF

GROUTABLE



SEAMLESS CRACKED MUD
// 5CM, 4CM, 3CM, 24CM, 2CM, 2CMF



SEAMLESS FOREST FLOOR
// 5FF, 4FF, 3FF, 24FF, 2FF, 2FFF

New

SEAMLESS DESIGNS

EASY TO APPLY, BEAUTIFUL FINISH

These innovative new seamless textures include design elements that add a distinctive touch to your projects. Visit our website today to find a design that will distance you from the competition.

Our seamless designs are easy to apply and create great results!

BANANA LEAF #SD8010



45" X 22" ROMAN SLATE or ITALIAN 36" X 14" LEAF

PALM LEAF #SD8011



36" X 32" ROMAN SLATE or ITALIAN 27" X 24" LEAF

New



BEAR LANDSCAPE
// SD9001 // 58" X 36"

New




ELK LANDSCAPE
// SD9002 // 58" X 36"

New



PALM TREES
// SD8012 // 33" circle on 40" skin




MARLIN
// SD8003 // 48" X 48"



KOKOPELLI
// SD8004 // 16" X 16"



GECKO
// SD8005 / 16" X 16" SKIN



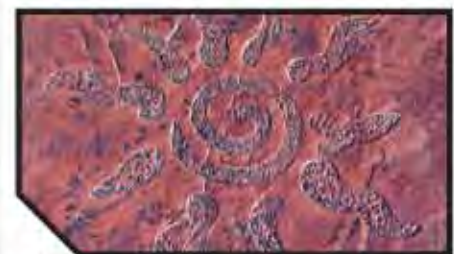
MAGIC CARPET / Old Granite Skin 53" X 43"
// SD8006 / 48" X 36"



BAMBOO
// SD58AM / 5' X 5'



MARQUIS
// SD8001 // 60" X 36"



SPIRAL SUN
// SD8002 // 60" X 60"

CORNERS AND BORDERS

PERFECT COMPLEMENT TO ANY AREA

Proline proudly introduces a modern day update on ancient Greek and Roman border art. For the first time, walkways, floors and decks can have decorative edges, framed artwork and running borders with a truly elegant look. Our new Decorative Border Art Tools create stunningly realistic carved designs, both modern and ancient in style. This is that extra finishing touch that makes a decorative concrete installation truly unique and one-of-a-kind.

The Border Art Stamp is easily applied and gives consistently clean and clear results. Designed to be used in decorative borders, the Border Art Stamp is laid first, then covered with the desired texture skin. The stamps are flexible enough to allow installations to follow free-form contours as well as straight-line borders. But best of all, the results are incredibly beautiful.

OUR BORDER ART IS EASY TO APPLY

- Made to fit within any 12" Border
- Prepare the concrete for texturing
- Place the Border or Corner Art in the desired area
- Cover with desired texture skin
- Tamp the skin over the Border or Corner Art Stamp, embedding the texture and Border/Corner Art image at the same time
- Pull up the skin and remove the Border/Corner Art Stamp
- Repeat the steps

PROLINE NOW OFFERS BORDER ART IN 2 VERSIONS // STRAIGHT EDGE & HAMMERED EDGE (HE)



New

GRAPEVINE // BA100HE // 60" x 10"

DOLPHINS // BA110HE // 52" x 9" STAMP

AUTUMN IVY // BA120HE // 53" x 10" STAMP

ENGLISH ROSE // BA140HE // 56" x 10" STAMP

SPANISH FLAIR // BA160HE // 56" x 10" STAMP

ACANTHUS LEAF // BA180HE // 59" x 11" STAMP

WILD MUSTANGS // BA200HE // 58" x 9" STAMP

New

HAWAIIAN FLOWER // BA130HE // 56" x 10" STAMP

FLEUR-DE-LIS // BA150HE // 61" x 9" STAMP

GARDEN ROSE // BA170HE // 58" x 9" STAMP

TROPICAL FISH // BA190HE // 61" x 9" STAMP

DAISY GARLAND // BA210HE // 59" x 11" STAMP

New

GRAPE CORNER // BAC110HE
 // HMR - 19.5" X 21.5" @ 12" HEIGHT
 // REG - 18.5" X 20.5" @ 11" HEIGHT

New

DAISY CORNER // BAC1210HE
 // HMR - 23.5" X 23" @ 11" HEIGHT
 // REG - 22.5" X 22" @ 10" HEIGHT


ASHLAR SLATE

INNOVATIVE AND EASY TO USE

Proline's beautiful granite and slate textures in the Ashlar pattern are traditional yet innovative. The mats come in three textures designed for running in rows. The precisely fitting edges require a minimum of detail work.



New



ASHLAR YORK STONE
// ASY 1212 / 1218 / 1236 / 1818 / 1836 / 2424 / 2436 / 2448 / 3636 / 624



ASHLAR NEW ENGLAND SLATE
// AS100 A,B,C // 24" X 24"



ASHLAR OLD GRANITE
// AS200 A,B,C // 24" X 24"




ASHLAR ROMAN SLATE
// AS300 A,B,C // 24" X 24"



LARGE ASHLAR NEW ENGLAND SLATE
// AS400A,B // 36" X 36" // GROUTABLE

New



GRAND BLUE STONE ASHLAR
// AS800 A,B // 36" X 36"

New



ENGLISH ASHLAR
// AS900A // AS900B // 40.5" X 30.5"

ASHLAR ROTATING MATS

PROLINE CONTINUES TO INVENT

Our unique rotating mats for the Ashlar pattern have been designed to give a highly random pattern and realistic design with a simple rotational change. Modeled from real stone, the resulting surface is a beautiful rendition of slate and stone in three textures. Tight tolerances between mats result in less detail work and to speed up installation, each mat is marked on the back for rotation.



ROTATING ASHLAR ROMAN SLATE
// AS500 // 48" X 48"



ROTATING ASHLAR ITALIAN SLATE
// AS600 // 48" X 48"



ROTATING ASHLAR BLUE STONE
// AS700 // 48" X 48"

COBBLESTONE

PERFECT FOR WALKWAYS AND PATIOS



OLD COBBLESTONE
// CS100 // 20" X 44"




HERRINGBONE OLD COBBLESTONE
// CS200 // 24" X 37" WIDE JOINT
// CS250 THIN JOINT



LONDON COBBLESTONE
// CS300 // 24" X 36"



CUT STONE COBBLESTONE
// CS350 // 23" X 43"



APIAN COBBLESTONE
// CS400 A,B // 24" X 51"



APIAN COBBLE LARGE STONE
// CS500 A,B // 36" X 52"



5 FT. & 9 FT. CIRCLE COBBLESTONE
// CS7005 5' DIAMETER // CS 7009 9' DIAMETER


For the latest in Radial Cobble Spamps, see
EUROPEAN COBBLE SERIES
on page 18.

TRAVERTINE

BEAUTIFUL AND NATURAL




HERRINGBONE TUMBLED TRAVERTINE
// TTR1000 // 47" X 29"



12"X12" TUMBLED TRAVERTINE
// SQUARE TILE // TTR1200 // 48" X 24"



18"X18" TUMBLED TRAVERTINE
// SQUARE TILE // TTR1800 // 54" X 18"



ASHLAR VERSAILLES TUMBLED TRAVERTINE
// TTR2000 A/B // 36" X 36"

EUROPEAN FAN


AUTHENTIC AND A
BEAUTIFUL FINISH



YUKO FAN MICRO STONE
// EF150 // 19" X 33"
GANG TOOL -
EF155 / 21" X 55"



EUROPEAN FAN SMALL STONE
// EF100 // 28" X 52"



EUROPEAN FAN LARGE STONE
// EF200 // 28" X 52"




FISHSCALE GRANITE SETS
// EF300 // 28" X 52"

New

EUROPEAN COBBLE SERIES

Proline has designed a new radial stamp, unlike any on the market, that can create a radius of infinite dimensions with one affordable set of tools. Even more innovative, this stamp series can also create a Serpentine Cobble, a Straight Cobble and several band tool designs. With the 5 tools in the series, the possibilities are only limited by one's imagination.

RADIAL COBBLE



RADIAL COBBLE

SERPENTINE COBBLE

STRAIGHT COBBLE

KEYSTONE BLOCK SERIES



KBS OCT 1000
// 26" X 26"



KBS CT 2000
// 24.5" X 28"





KBS ST 3000
// 24" X 20"



KBS DT 4000
// 24" X 40"

VARIOUS SERPENTINE DESIGNS



SOLDIER COARSE

RUNNING SOLDIER COARSE

RUNNING BOND

VARIOUS BLOCK WEAVE DESIGNS



RADIAL HEXAGON



61.5" X 43.5"
ROUND TOOL
// ECS RT1000



28.25" X 27.5"
CURVED TOOL
// ECS CT2000



28.25" X 11.25"
HALF TOOL
// ECS HT3000



28.25" X 22.5"
FULL TOOL
// ECS FT4000



28.25" X 45"
DOUBLE TOOL
// ECS DT5000

MIXED COBBLE DESIGN



SERPENTINE COBBLE



RUNNING BOND COBBLE


RADIAL COBBLE DESIGN



RANDOM STONE

REAL HAND CUT LOOK

The Random Stone Stamps are either single or multiple part units that beautifully reproduce hand cut and placed stone, sandstone, granite and flagstone. As with all Proline mats, these are molded from real stone complete with cut marks and defects. The Arizona Flagstone has wide irregular grout lines and occasional smaller pieces that actually make it hard to tell it from the real thing. Our unique Santa Fe Stone comes in three stone sizes on two mats each, so up to all six mats can be used together to form an exquisite multi-size, fully random or graduated stone sized surface. All of our sturdy, yet light mats are larger for faster coverage yet fit precisely requiring less detail work.




RANDOM GARDEN STONE
// RS140 // 34" X 36"



RANDOM RIVER ROCK
// RS 150 // 41.5" X 41.5"



RANDOM BELGIUM SLATE
// RS 160 // 34" X 36"



RANDOM SANDSTONE GROUTABLE
// RS100 // 34" X 36" // 5/8" X 5/8" DEEP



RANDOM SANDSTONE WIDE JOINT
// RS120 // 34" X 36"



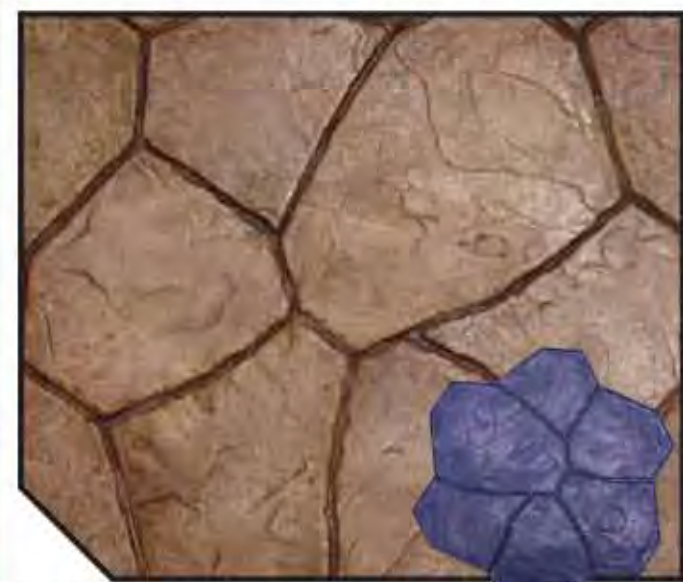
SEDONA STONE
// RS 170 A, B // 34" X 36"



CASTLE STONE
// RS 180 // 31" X 54"



RANDOM OLD GRANITE
// RS 190 A, B // 48" X 48"



RANDOM SANDSTONE HAMMERED EDGE
// RS130 // 34" X 36"



CANYON STONE
// RS135 // 34" X 36"



GRAND RANDOM OLD GRANITE
// RS 200 A, B // 48" X 96"



ARIZONA FLAGSTONE
// RS 300 A, B, C // 36" X 52"


Our unique Arizona Flagstone comes in three large mats with wider grout lines, rough cut edges and smaller fill pieces for the most life-like appearance possible.



GRAND SANDSTONE GROUTABLE
// RS 400 // 72" X 72"



GRAND SANDSTONE 1/4" JOINT
// RS 500 // 72" X 72"




NEW
RANDOM BLUESTONE
// RS 900 // 53" X 29"

SLATE

PERFECT AROUND POOLS OR ANY AREA



HERRINGBONE BELGIUM SLATE
// SL100 // 40" X 32"



12" HEXAGON ITALIAN SLATE
// SL200 // 24" X 42"



HEXAGON ROMAN SLATE
// SL300 A, B // 36" X 36"



RUNNING BOND NEW ENGLAND SLATE
// SL400 // 20" X 50"



OPA LOCKA NEW ENGLAND SLATE
// SL500 A, B // 36" X 24"



CALIFORNIA WEAVE
// SL600 // 48" X 24"

SANTA FE STONE

INNOVATIVE INTERCHANGEABLE MATS

With natural irregularities in grout lines and a rich texture from real stone, our new Santa Fe Stone mats produce extremely life-like results. They are also the ultimate for creating truly beautiful random stone patterns.

But Proline's innovation really shows up in the wide range of pattern installation possibilities. The three stone sizes come as sets of two large 41" x 41" rotatable mats each that can all be used separately or together in one job, in any combination.

This permits application as one, two or three stone sizes placed either in completely random patterns or in graduated sizes when moving from one area into another. Plus, all six mats fit together precisely on all rotations so there's less detail work required.



ALL SANTA FE STAMPS ARE INTERCHANGEABLE



SANTA FE RANDOM STONE SMALL
// RS 600 A, B // 41" X 41"






SANTA FE RANDOM STONE MEDIUM
// RS 700 A, B // 41" X 41"



SANTA FE RANDOM STONE LARGE
// RS 800 A, B // 41" X 41"

SQUARE TILE

BETTER THAN THE REAL THING





12" X 12" SANDSTONE TILE
// ST1240 // 24" X 36"



12" X 12" ITALIAN SLATE TILE
// ST1250 // 24" X 36"



18" X 18" SALTILLO - MEXICAN TILE
// ST1800 // 18" X 36"



24" X 24" ROMAN SLATE TILE
// ST2410 // 24" X 48"



24" X 24" ITALIAN SLATE TILE
// ST2420 // 24" X 48"



24" X 24" COQUINA
// ST2430 // 24" X 48"
WITH SEASHELLS & SEA HORSES



18" X 18" OLD GRANITE TILE
// ST1810 A, B // 18" X 36"



18" X 18" ROMAN SLATE TILE
// ST1820 A, B // 18" X 36"



18" X 18" OLD GRANITE STACKED TILE
// ST1830 // 36" X 36"



24" X 24" NEW ENGLAND SLATE TILE
// ST2440 // 24" X 48"



36" X 36" OLD GRANITE TILE
// ST3600 // 36" X 36"



36" X 36" ROMAN SLATE TILE
// ST3610 // 36" X 36"



18" X 18" BELGIUM SLATE TILE
// ST1840 // 18" X 36"



21" X 21" BELGIUM SLATE TILE
// ST1860 // 42" X 63"



24" X 24" OLD GRANITE TILE
// ST2400 // 24" X 48"



36" X 36" FLAMED GRANITE TILE
// ST3620 // 36" X 36"



BRICK & BAND TOOLS

A BEAUTIFUL WAY TO SEPARATE ANY AREA

Band Tools can accent any pattern or Seamless Texture. Patterns will range from the more traditional brick to granite or slate tiles. Check out the lovely Bellagio Custom Band Tool that was specially made for the Bellagio Hotel in Las Vegas. Easy to install and even easier to color with Proline's new EZ-Accent water-based acrylic stain.



DOUBLE SOLDIER COURSE BAND TOOL
// BT800 // 16" X 36"



BELLAGIO CUSTOM BAND TOOL
// BT900 // 18" X 51"



HERRINGBONE USED BRICK
// BK100 // 24" X 37"
ALSO AVAILABLE IN NEW BRICK



RUNNING BOND USED BRICK
// BK200 // 17" X 36"



BASKETWEAVE USED BRICK
// BK300 // 16" X 32"
ALSO AVAILABLE IN NEW BRICK



HERRINGBONE PAVER
// BK400 // 37" X 50"

New



RUNNING BOND NEW BRICK
// BK250 // 36" X 17"

New



SOLDIER COURSE NEW BRICK BAND
// BT450 // 47" X 8"



5"X12" ROMAN SLATE TILE BAND TOOL
// BT100 // 12" X 45"



12"X12" BELGIUM SLATE TILE BAND
// BT200 // 12" X 48"



SOLDIER COURSE GRANITE BAND TOOL
// BT300 // 10" X 45"



SOLDIER COURSE USED BRICK TOOL
// BT400 // 8" X 36"
ALSO AVAILABLE IN NEW BRICK



4"X4" ITALIAN SLATE BAND TOOL
// BT500 // 12" X 48"



RUNNING SOLDIER COURSE
// BT600 // 12" X 55"
ALSO AVAILABLE IN NEW BRICK



RUNNING DOUBLE SOLDIER COURSE NEW BRICK // BT700 // 24" X 55"

BOARDWALK

THE BEAUTY OF WOOD WITHOUT THE MAINTENANCE

People love wood floors but hate the maintenance. Proline has the answer - give them the beauty of a wood floor with the durability of concrete. Cast from real wooden planks, Boardwalk is highly life-like right down to the pegs in the planks.



12"X4'



12"X6'



12"X8'



BOARDWALK - 12"X4', 12"X6', 12"X8'
// BW100, BW110, BW120



RANDOM BOARDWALK 6" PLANKS
// BW170 // 72" X 30" / BW1704 6" X 4' ENDCAP



END GRAIN 6" POST
// BW300 // 24" X 24"

New

MEDALLIONS

VARIED LOOKS, SOLID RESULTS

ORIGINATOR + INNOVATOR
INDUSTRY LEADER

Add that extra flair to your next hardscape by using Proline's Medallion Stamps and color accents. Get that unique look you desire quickly and with better detail using our colors and accessories.

Our Medallions come in a variety of styles and sizes.

www.prolinestamps.com

9' COMPASS/STAMP #MD7900



ALSO IN 13' STAMP

48" NAUTICAL STAR #MD7402



FLAMING SUN
// MD7300 // 36" X 36"



SUN STAMP IN CIRCLE / 3' DIAMETER CIRCLE
// MD7301 // 36" X 36"



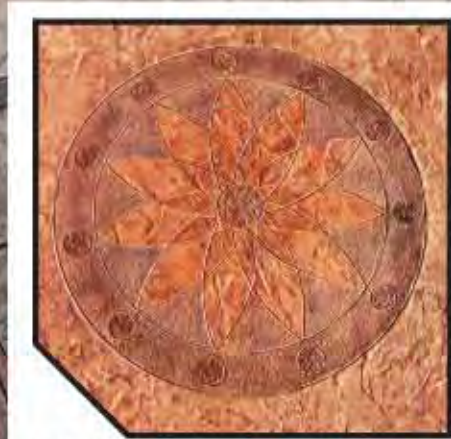
AZTEC CALENDAR
// MD7400 // 48" X 48"



COMPASS ROSE
// MD7401 // 48" X 48"



5 PT. STAR
// MD7403 // 40" X 40"



LOTUS
// MD7404 // 48" X 48"



YIN/YANG
// MD7405 // 48" X 48"



CELTIC STAR
// MD7406 // 66" X 66"



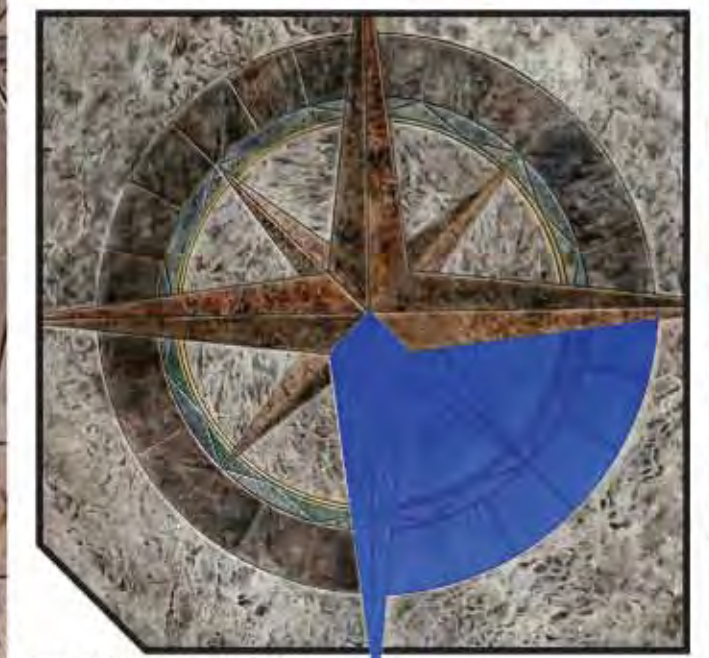
PINWHEEL
// MD7407 // 48" X 48"



BOARDWALK PICTURE FRAME
// MD7408 // 48" X 48"



SOLAR FLARE
// MD7601 // 72" X 72"



OLD WORLD COMPASS
// MD7800 // 96" X 96"

N S E W

NORTH / SOUTH / EAST / WEST // 6.5" - 7.5"
COMPASS AND DIRECTIONAL ADDITIONS

New

SCULPTED ACCENTS

A PERSONAL TOUCH ANYWHERE

ORIGINATOR + INNOVATOR
INDUSTRY LEADER

For the creative individual that wants to add that "Finishing Touch" Proline offers a full line of hand carved stamps. Visit our website to see new designs as they are added. Many unique foot prints also available.

www.prolinestamps.com

MOOSE #SA1001 / 12" X 12"



TURTLE #SA3202 / 13" X 13"



GARDEN SERIES



BUTTERFLY #1 - LARGE
// SA2001 // 16" X 12"



BUTTERFLY #2
// SA2002 // 7" X 9"



BUTTERFLY #3
// SA2003 // 5" X 7"

WILDLIFE SERIES



ELK
// SA1002 // 12" X 13"



EAGLE HEAD
// SA1101 // 10" X 10"



EAGLE IN FLIGHT
// SA1102 // 12" X 18"



HUMMINGBIRD
// SA2100 // 8" X 7"



DRAGONFLY
// SA2200 // 8" X 7"



LEAF #1
// SA2301 // 6" X 5"



LONG HORN STEER
// SA1200 // 24" X 12"



BEAR
// SA1300 // 17" X 11"



DEER
// SA1400 // 15" X 15"



LEAF #2
// SA2302 // 5" X 4"

AQUATIC SERIES

EQUESTRIAN SERIES

New



STARFISH
// SA3204 // 12" X 12"



SET OF 5 FISH (FACING RIGHT)
// SA3001 // 3" X 5" - 6" X 8"



SET OF 5 FISH (FACING LEFT)
// SA3002 // 3" X 5" - 6" X 8"



SINGLE HORSE (FACING RIGHT)
// SA4001 // 18" X 12"



SINGLE HORSE (FACING LEFT)
// SA4002 // 17" X 13"



DOUBLE HORSE
// SA4003 // 13" X 11"



DOLPHIN #1 (SINGLE)
// SA3101 // 18" X 6"



DOLPHIN #2 (DOUBLE)
// SA3102 // 22" X 9"



SEA TURTLE #1
// SA3201 // 18" X 13"



TRIPLE HORSE
// SA4004 // 22" X 13"



SEA TURTLE #2
// SA3202 // 13" X 13"



SALMON (HAMMERED EDGE)
// SA3301 HE // 18" X 8"

COLORS AND STAINS

PROLINE HAS THE PERFECT COLOR AND FINISH FOR YOUR NEXT PROJECT

EZ-TIQUE ANTIQUING WASH

Over 40 standard designer colors, plus custom color matching, EZ-Tique can be easily applied and holds fast to textured concrete. Each 3lb. bucket covers up to 3,000 sf of freshly textured concrete or use to revitalize an older textured surface.



(MORE INFORMATION AND COLOR SWATCHES ON EZ-TIQUE, ANTIQUE RELEASE, AND COLOR HARDENER SHOWN ON PAGE 38.)

PROLINE DURA ANTIQUE RELEASE (AR)

With over 40 standard designer colors, Dura Color Antique Release Agent will give you the beautiful results you're looking for. This product is a colored powdered release agent that will provide a contrasting effect on any stamped concrete. Combined with more than one color or alone, this product adds depth and dimension for a true natural look.



PROLINE DURA COLOR HARDENER (CH)

Dry-shake Color Hardeners come as powders that are hand broadcast onto the freshly placed concrete and then worked into the surface with a float or trowel. Proline's Dura Color Hardener is a uniform, streak-free concrete color hardener that's durable enough for high traffic areas. In addition to adding color to concrete, it makes a great base for stamped concrete. Available in 42 beautiful colors.



PROLINE DURA-LIQUID RELEASE AGENT

Proline Dura-Liquid Release Agent is a parting agent designed to prevent stamping tools from sticking to the substrate. It does this by creating a temporary, water-proof barrier between the fresh concrete and the textured mat. The barrier then evaporates quickly for easy cleanup.



PROLINE DURA-GRIP

Proline's Dura Grip is a micronized polymer used as a slip-resistant additive to sealers. This product is made to blend easily and is non-abrasive.

2 Sizes:
4oz and 16oz



DURA-THANE 2500 (VOC 100) // POLYURETHANE SEALER

15 GALLON / 2-PART KIT

3 GALLON / 2-PART KIT


1.5 GALLON / 2-PART KIT



EZ-ACCENT ACRYLIC WATER BASED STAIN



DURA REACTIVE STAIN



EZ-ACCENT WATER-BASED ACRYLIC STAIN

Proline Duracolor EZ-ACCENT is a water-based acrylic stain that is specially formulated to accent any decorative concrete surface. It is a translucent stain that is designed to blend with the base color over which it is applied. EZ-Accent is quickly and easily applied to decorative concrete flatwork, vertical surfaces and rockscapes for accent colors and natural-looking variations. There are 12 standard EZ-Accent colors, but any of the colors can be mixed together for customized, varying results. This product works best when applied to more porous surfaces. If it is to be applied to dense or hard travelled surfaces, Proline recommends that a light acid wash be done to open the pores of the concrete surface. A one gallon jug of EZ-Accent covers approximately 200-500 square feet. There are 18 standard EZ-Accent colors, but any of the colors can be mixed together for customized varying results.

DURA-STAIN CHEMICAL ACID STAIN

Chemical, or Reactive Stains, can be applied to new or old, plain or colored and stamped concrete surfaces. Chemical Stains penetrates and permanently stains new or existing concrete and wears only as the concrete wears. Use a reactive stain for creative faux finishes, permanent and variegated colors, no chipping or peeling and lasting results. Available in 9 standard colors.

DURA-SEAL

A quality Proline sealer is recommended to protect the newly textured or colored concrete surface. The concrete must be cleaned and thoroughly dried prior to application.

Proline Dura-Seal HG is a high gloss solvent-based clear sealer that is VOC 100 compliant. It is designed to be used over most cementitious substrates including stamped, color-hardened concrete surfaces and overlays. It will seal over other coatings and is a perfect sealer/color enhancer for chemically stained concrete. Ideal for interior and exterior use, Dura-Seal HG will not yellow and has excellent UV stability.

DURA-SEAL VOC100 / HIGH GLOSS



DURA-SEAL VOC100 / MATTE FINISH



DURA-SEAL VOC650 / HIGH GLOSS

ALSO AVAILABLE IN MATTE FINISH



DURA-COLOR HARDENER, ANTIQUE RELEASE AND EZ-TIQUE WASH COLOR CHART (PRODUCT SHOWN ON PAGE 36)

With over 40 standard designer colors, plus custom color matching, Proline's DURA COLOR HARDENER and DURA COLOR ANTIQUE RELEASE will give you the beautiful results you're looking for. With the addition of Proline's high quality life-like texturing tools and accessories, you are sure to create the most realistic floors and hardscapes imaginable.

| | | | | |
|-------------------|---------------------|-------------------|-------------------|-------------------|
| OCEANSIDE 612 | NAVAJO 606 | SUEDE 608 | ESPRESSO 622 | MOJAVE 605 |
| SOFT GRAY 613 | SAGE 607 | SAND CANYON 603 | EL PASO 625 | MOCHA 610 |
| ROCK GRAY 614 | ASHEVILLE SLATE 647 | SYCAMORE 604 | PECAN 643 | WALNUT 641 |
| MIDNIGHT GRAY 615 | SANTA FE 609 | JADE 618 | TERRA COTTA 629 | JAVA 635 |
| ADORE BEIGE 602 | CREAM BUFF 601 | ARIZONA BUFF 623 | COCONUT CREME 621 | MISSION BEIGE 631 |
| BEIGE CREME 650 | SUMMER SAND 645 | LIGHT COPPER 642 | CHEYENNE 624 | KILN RED 637 |
| SADDLE SOAP 632 | AVALON 646 | GEORGIA CLAY 628 | ROSEWOOD 633 | RED BRICK 640 |
| BONSALL BEIGE 627 | BUCKWHEAT 644 | SALTILLO TILE 649 | PUEBLO 630 | TILE RED 638 |

Also available in 800 WHITE and 700 BLACK

PROLINE DURA COLOR HARDENER



BENEFITS

- Formulated with only quality ingredients for a denser, more durable surface
- The denser surface picks up even more detail from the texture mat
- Made with stable, U.V. resistant, alkali-friendly, iron oxide pigments
- Blended in a carefully monitored process for maximum consistency

DESCRIPTION AND USES

PROLINE DURA COLOR HARDENER is a colored dry-shake hardener that is broadcast by hand over the top of freshly placed concrete and worked in with a wood float to form a dense, colored concrete 'skin' on the slab surface. Dry-shake color hardener is best applied to a concrete slab containing no more than a 4 inch slump and between a 5 and 6 sack per cubic yard cement content. This product is compatible with most admixtures, but avoid those containing calcium chloride. Apply PROLINE COLOR HARDENER shortly after screeding and floating the new concrete just as the bleed water is coming to the slab surface. It should be broadcast by hand as uniformly as possible and then worked in with a wood float. Start with the edges first then work in toward the middle when broadcasting and floating. Most colors will go on with two shakes, or coats, followed by touch up but lighter colors may require three shakes. If the surface is to be textured, then a light troweling is recommended. Over-troweling will discolor the concrete. For a textured 'antique' look, a light hardener color should be paired with a darker PROLINE ANTIQUE RELEASE and PROLINE TEXTURE MATS for stamping. It is always recommended that a representative job site sample be done to test the look of the color and texture combinations.

COVERAGE

One 60 pound bucket of PROLINE COLOR HARDENER covers about 100 square feet, but lighter colors may require a rate of 100 pounds per 100 square feet.

PROLINE DURA ANTIQUE RELEASE



BENEFITS

- Easy to use powder with stamp release capabilities
- Colored to enhance any decorative concrete surface
- Made with stable, U.V. resistance, streak-free, iron oxide pigments
- 40 standard colors are available, with custom colors matched to order

COVERAGE

One 30 pound bucket of PROLINE Antique Release covers approximately 1000 square feet. The rate may vary slightly, but will be in the range of 3 to 4 pounds per 100 square feet.

CURING

Non-staining acrylic, wax curing compound, or sealer is recommended. Do not cure with plastic sheeting, membrane paper, or water misting. Avoid sodium silicone type hardeners. Products not recommended could cause discoloration or mottling of the colored surface. Allow the concrete to cure for 28 days before sealing.

PROLINE DURA EZ-TIQUE ANTIQUE COLOR WASH - INSTRUCTIONS AVAILABLE AT WWW.PROLINESTAMPS.COM

SEALING AND MAINTENANCE: A quality Proline sealer is recommended to protect the newly textured or colored concrete surface. The concrete must be cleaned and thoroughly dried prior to application. Inspect annually for areas of thin or traffic-worn sealer and reapply as necessary.



PROLINE INTEGRAL COLORS THE PERFECT FINISH FOR YOUR NEXT JOB

With over 40 standard designer colors, Proline's INTEGRAL COLORS will give you the beautiful results you're looking for. With the addition of Proline's high quality life-like texturing tools and accessories, you are sure to create the most realistic floors and hardscapes imaginable.

| | | | | |
|--------------------------|--------------------------|-------------------------|----------------------------|---------------------------|
| Desert Gray 1 LB. 516 | Driftwood 3.5 LBS. 538 | Desert Rose 2 LBS. 569 | Rye Grass 0.75 LBS. 533 | Espresso 2 LBS. 547 |
| Sierra 1.5 LBS. 517 | Red Thyme 2.75 LBS. 517 | Rosewood 2 LBS. 510 | Hills of Buff 1.5 LBS. 552 | El Paso 2 LBS. 547 |
| Hermitian 4 LBS. 513 | Vista Pacific 2 LBS. 518 | Georgia Clay 4 LBS. 510 | Choyama 2 LBS. 530 | Chaparral 2 LBS. 564 |
| Pale Mauve 2 LBS. 512 | Burgundy 2 LBS. 517 | Tan Red 4 LBS. 516 | Earth Touch 1 LBS. 558 | Golden Wheat 1.5 LBS. 544 |
| Grass Green 1.5 LBS. 536 | Sierra Sand 0.5 LBS. 584 | Mission Sage 1 LBS. 584 | Soft Green 3 LBS. 526 | Oceanside 1 LBS. 588 |
| Blush Tan 1 LB. 519 | Osella 3.5 LBS. 587 | Sierra 2 LBS. 590 | Earth Green 3 LBS. 525 | Soft Gray 2 LBS. 556 |
| Old Leather 5 LBS. 588 | Oceanic Clay 1 LB. 558 | Mojave 5 LBS. 582 | Walnut 4 LBS. 585 | Midnight Gray 5 LBS. 586 |
| Terra Cotta 5 LBS. 584 | Santa Fe 2 LBS. 565 | Mocha 3 LBS. 583 | Java 4 LBS. 597 | Black 7.5 LBS. 580 |

BENEFITS

- Easy to use powder designed for ready mix truck and job site loading.
- Colored to enhance any decorative concrete surface.
- Mixes evenly.
- UV-Resistant Color.
- Cost-effective blend of pre-packaged quality coloring agent composed of iron oxide pigments.

DESCRIPTION AND USES

Proline Powdered Integral Colors are packaged in 1-pound, 5-pound and 25-pound bags. Each color chip includes a name, color code, and dosage rate per 94-pound sack of cement. Integral Colors are used in ready mix, architectural pre-cast, cast-in-place, tilt up, ornamental concrete, shot-crete, mortar, pavers, roof tile, stucco, concrete masonry, retaining wall units, and other cement-based construction materials. These products are designed for mix-in use only and should not be sprinkled onto the surface of the concrete.

COVERAGE AND CONSISTENCY

One, five, and twenty-five pound bags of Proline Powdered Integral Color per 94-pound sack of cement are added to the ready-mix truck to achieve the desired color. Cement color varies regionally throughout the United States. It is recommended that contractors check with their local batch plant for a shade comparison to the cement base color on the provided color chart. Differences in cement colors, aggregates, sand and water volume in the mix can alter the finished color. Components should be from a single source and accurately measured and subsequent batches duplicated with equal pigment-to-cement ratios to maintain consistency throughout the project. Ensure that truck mixers are cleaned prior to use and mixing time is consistent throughout the job. Custom colors can be created by adjusting the amount of color added to the mix. A job site test slab is recommended. Slump should be between 4-5". Keep water content uniform. Water content that is too high will cause concrete to appear faded. If specifications call for a lower water content it is advisable to use water reducing admixtures to maintain workability of concrete. Consistency in weather conditions, water content, and finishing techniques are crucial for batch-to-batch uniformity.

FINISHING AND CURING

A variety of finishing techniques can be used with integrally colored concrete. If a textured surface is desired, visit www.prolinestamps.com, or call your Proline customer service representative, for examples of concrete stamping ideas and techniques. Plastic sheeting and other objects should not be used during curing or it may result in uneven coloring. Additional water application should be avoided during finishing and concrete should be cured according to ACI (American Concrete Institute) standards. Chloride based additives should not be used as a set-accelerator as it causes discoloration. For best results, do not over-trowel.

SEALING AND MAINTENANCE

A quality Proline sealer is recommended to protect the newly colored concrete surface. The concrete must be cleaned and thoroughly dried prior to application. Proline provides sealing products such as Dura-Seal HG (high gloss finish) and Dura-Seal Matte (matte finish), which are solvent-based acrylic clearsealers, as well as Dura-Thane which is a polyurethane product that provides additional durability. Inspect annually for areas of thin or traffic-worn sealer and reapply as necessary. Standard cleaning practices for colored concrete should be followed; schedule periodic cleaning to avoid accumulation of dirt, flatwork and floors are easily maintained by sweeping, clean spills when they occur, hose off dirt with water, and treat heavily soiled areas by wet mopping and/or scrubbing with a properly diluted, high-quality commercial grade detergent.




HAND TOOLS

DURABLE AND RELIABLE

JOINT TEXTURING STRIP - EXCLUSIVE PROLINE STAMP

When you use our seamless textured skins, place our Joint Texturing Strip into the control joint first. The result will be open control joints that are already textured all in one easy step. This is a real time-saver. 60"+ In length.



NEW - "T" and "X" shaped Joint Strips

TOUCH-UP WHEELS



WHE WV W14F W18 W38R W14R W38T
HAMMERED EDGE // V-GROOVE // 1/4" FLAT // 1/8" FLAT // 3/8" ROUND // 1/4" ROUND // 3/8" TEXTURED

CHISELS

Proline chisels save you time and effort! Only Proline chisels have a matching edge applied to the side of the tool. Why? So you can easily finish a joint or work in a tight area with the same chisel and edge style. No additional tools needed!

HAMMERED EDGE // HT12HE



ALUMINUM EXTRUDED BAR CHISEL

HT18T / HT24T / HT36T / HT48T
HT18W / HT24W / HT36W / HT48W



HTXT HTXW

S-CURVE
CHISEL
ST



4" CHISEL

8" CHISEL

12" CHISEL
STANDARD



HT4S

HT8S

HT12S

TEXTURING ROLLERS

GRANITE

TXR1091 // 9"
TXR104.51 // 4.5"


STONE

TXR1092 // 9"
TXR104.52 // 4.5"

ALSO AVAILABLE IS THE CURB ROLLER
DOES NOT INCLUDE ROLLER HANDLE



SHOCK-ABSORBING TAMPERS



12TAM
12" X 12"

16TAM
16" X 16"

EXTRA LONG GRIP

COMPOSITE HANDLE

SHOCK ABSORBING
FLEXIBLE COUPLING

SELF ALIGNING BASE

REMOVABLE
LOCKING PIN

ROUNDED CORNERS
AND EDGES

HAND TAMPER



7" X 7"

BILLY BANGER

- SMALL & LIGHTWEIGHT
- NON-SLIP GRIP
- HEAVY-DUTY UNBREAKABLE CONSTRUCTION
- CAN BE USED HORIZONTALLY OR VERTICALLY
- ABLE TO FIT INTO TIGHT AREAS
- "HAND SAVING" DESIGN

BUFFER



CUSTOM STAMPS

CREATE A CUSTOM STAMP WITH US

We create custom stamps for any need including logos and custom Contractors Name stamps to advertise your business and work. Maybe you or your client have a special idea...we can help you create a custom stamp to match your needs. Call us today to see what we can do for you.



DUCK // 30" X 6"

NO DUMPING - DOWNSTREAM
ALSO AVAILABLE -

- FISH, FLOWS TO WATERWAY
- FIRELANE
- HANDICAP

LETTERS AND NUMBERS

3" Alphabet - ALL CAPS A - Z // ALPAH3
2", 3", 6" NUMBERS 0 - 9 // NUM2IN/NUM3IN/NUM6IN

86 5 1QPZD



TEXAS LONGHORNS

Proline is capable of producing custom stamping tools in any likeness, as with this team logo of the Texas Longhorns. This logo shows how Proline can integrate more than one texture into any design. CNC machine cut designs create smooth and uniform grout lines. Proline is capable of making custom stamps of any size or dimensions.




ALABAMA CRIMSON TIDE

Proline is the leading manufacturer of custom stamps, including this team logo from the University of Alabama Crimson Tide. This logo is hand carved for an artist rendering effect and maximum detail. This logo is carved into a texture of Roman Slate for added dimension and beauty, however we offer nearly 20 different textures.

New EDGELINERS

INNOVATIVE REUSABLE STEPLINER

Proline's Edgeliners are flexible, reusable liners to transfer a texture to edges, corners, risers of cast in place steps, countertops, pool copings and wall caps. Proline's Edgeliners are made of high quality lightweight polyurethane for extreme durability resulting in a variety of life-like natural stone textures.



DENALI

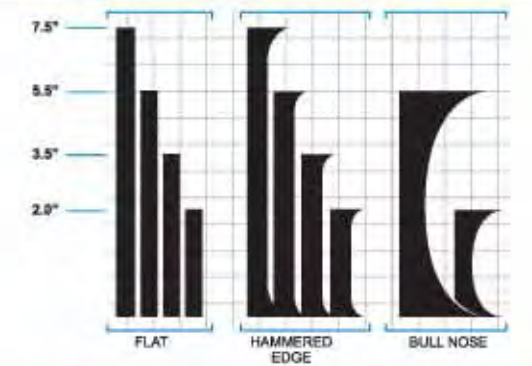


FLAT // HAMMERED EDGE // BULL NOSE

Proline's most rugged and aggressive texture, the Denali is an earthy and coarse texture, creating a fractured edge appearance.

2" X 8' // 3.5" X 8' // 5.5" X 8' // 7.5" X 8'

FLAT: ELFTDN2.0 // ELFTDN3.5 // ELFTDN5.5 // ELFTDN7.5
HAMMERED EDGE: ELHEDN2.0 // ELHEDN3.5 // ELHEDN5.5 // ELHEDN7.5
BULL NOSE: ELBNDN2.0 // ELBNDN5.5



FLAT: ELFTDN2.0 // ELFTDN3.5 // ELFTDN5.5 // ELFTDN7.5



HAMMERED EDGE: ELHEDN2.0 // ELHEDN3.5 // ELHEDN5.5 // ELHEDN7.5



BULL NOSE: ELBNDN2.0 // ELBNDN5.5


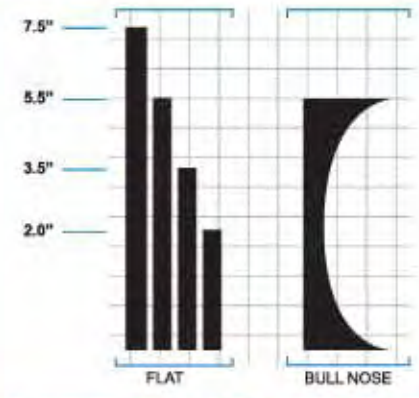


5.5" HAMMERED EDGE DENALI CANTILEVERED WITH 2" ROMAN SLATE. COMBINE MULTIPLE EDGE LINERS FOR AN ENDLESS VARIETY OF LOOKS



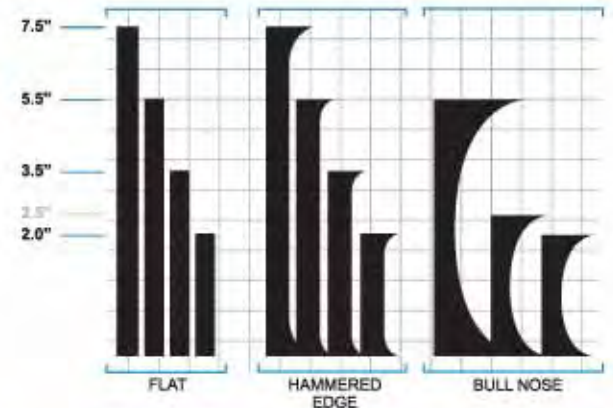
YUKON

FLAT // BULL NOSE
 Yukon creates a jagged edge texture, with the texture slightly less concentrated than the Denall.
2" X 8' // 3.5" X 8' // 5.5" X 8' // 7.5" X 8'
 FLAT: ELFTYK2.0 // ELFTYK3.5 // ELFTYK5.5 // ELFTYK7.5
 BULL NOSE: ELBNYK5.5



ROMAN SLATE

FLAT // HAMMERED EDGE // BULL NOSE
 A beautiful edging using the time-honored classic, Roman Slate texture, Proline's most popular texture and an industry standard.
2" X 8' // 3.5" X 8' // 5.5" X 8' // 7.5" X 8'
 FLAT: ELFTRS2.0 // ELFTRS3.5 // ELFTRS5.5 // ELFTRS7.5
 HAMMERED EDGE: ELHERS2.0 // ELHERS3.5 // ELHERS5.5 // ELHERS7.5
 BULL NOSE: ELBNRS2.0 // ELBNRS2.5 // ELBNRS5.5



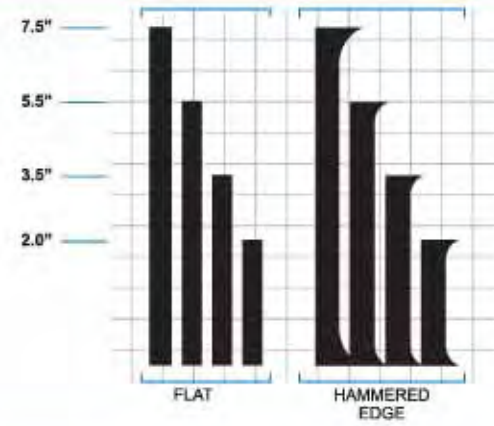
YOSEMITE

FLAT // HAMMERED EDGE

A lighter granite texture, Yosemite Stone creates an attractive edge and easily holds color.

2" X 8' // 3.5" X 8' // 5.5" X 8' // 7.5" X 8'

FLAT: ELFTYS2.0 // ELFTYS3.5 // ELFTYS5.5 // ELFTYS7.5
HAMMERED EDGE: ELHEYS2.0 // ELHEYS3.5 // ELHEYS5.5 // ELHEYS7.5



FLAT: ELFTYS2.0 // ELFTYS3.5 // ELFTYS5.5 // ELFTYS7.5



FLAT: ELFTYS2.0 // ELFTYS3.5 // ELFTYS5.5 // ELFTYS7.5



POINT OF PURCHASE

SAMPLE DISPLAY BOARDS

Designed as an in-store application Sample Board, this item is also available for purchase by contractors as a marketing tool in any of our standard 43 color hardener colors, ready to stain.

Proline can help you achieve a picture perfect look to your colored stamped concrete.

Simply go to our website: www.prolinestamps.com. Under Stamps, go to the pull down menu to: Sample Board Recipes.

Proline has provided easy to follow formulas of Proline Dura-Color Products, making the coloring process a breeze.



www.prolinestamps.com

SAMPLE BOARD RECIPES

SAMPLE BOARD RECIPE SBR603-1007

COLOR HARDENER:
CH625 EL PASO

FIELD:

EZ-ACCENT:
AC705 MISSION BROWN
AC706 PINTO
AC710 CHARCOAL
AC712 SANDSTONE

EZ-TIQUE:
TQ641 WALNUT



BOARDWALK
1009



ARIZONA FLAGSTONE
1018



TRAVERTINE COARSE
1019

AND MANY MORE @ WWW.PROLINESTAMPS.COM



INSTRUCTIONAL DVD

Order Proline's new DVD on Coloring Made EZ. This DVD shows simple techniques for the application of EZ-Accent and EZ-Tique, easy to use water based systems designed by Proline.

Find us on Facebook!





WWW.PROLINESTAMPS.COM

Proline Decorative Concrete Systems
2560 Jason Court
Oceanside, CA 92056
TEL: 800-795-4750
FAX: 760-758-2561

Proline Mexico
Proline Concrete Tools Mexico S.A. de C.V.
Baja California, Mexico
contacto@prolinestamps.com
+52-661-613-7671 Tel.
+52-661-613-7646 Tel / Fax
01-800-788-3386